



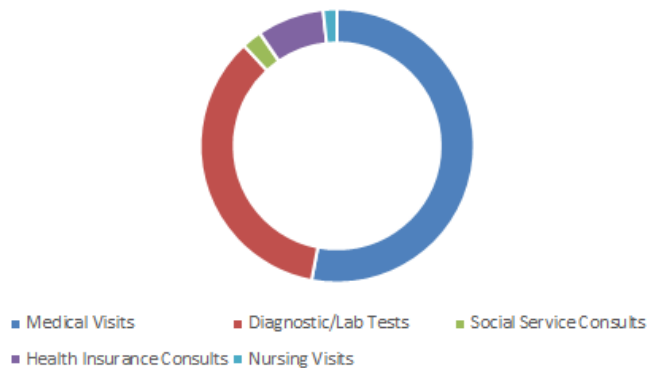
Health Partners Free Clinic

2015 Annual Report

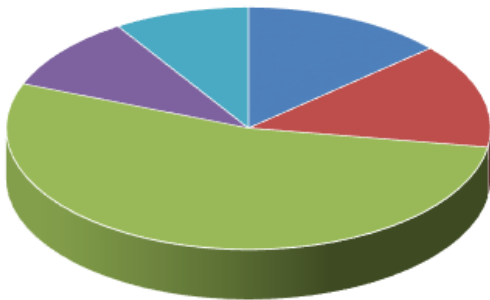
The following medical services were provided by HPFC in 2015:

- 906 unduplicated patients seen
- 3,359 medical visits
- 2,223 labs/diagnostics
- 502 individual health insurance consults
- 104 Nursing visits
- 149 Social Service consults
- 8,654 prescriptions dispensed at a value of over \$1 million
- Over \$1.8 million provided in total medical services

Visits by Service Type



Fiscal Year Revenue



■ United Ways ■ Contributions ■ Grants ■ Corporate & Individual ■ Fundraising

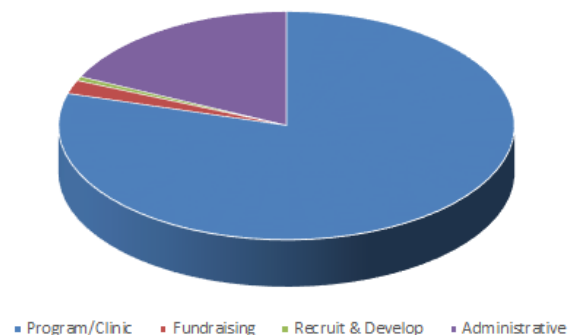
2015 Revenue

The patients of Health Partners Free Clinic are not charged for any services provided here. In order to secure funds to continue operations, we must continually develop new revenue streams. Fortunately, the Clinic has found support from local foundations, individuals, corporations, grantors, and local United Way agencies for many years. Fund raising is always a focus for us here at Health Partners.

2015 Expense

Health Partners directs eighty percent of our revenue towards Clinic programming alone. With good stewardship we were able to dispense \$4.32 in medical services for every \$1 spent.

Fiscal Year Expense



■ Program/Clinic ■ Fundraising ■ Recruit & Develop ■ Administrative

Wish to learn more about Health Partners Free Clinic? Visit our website healthpartnersclinic.org, or call 937-332-0894.

Connect to the Clinic through our Facebook page at www.facebook.com/healthpartnersfreeclinic.